


OK OWNED



QUALITY
BUILDINGS^{INC.}

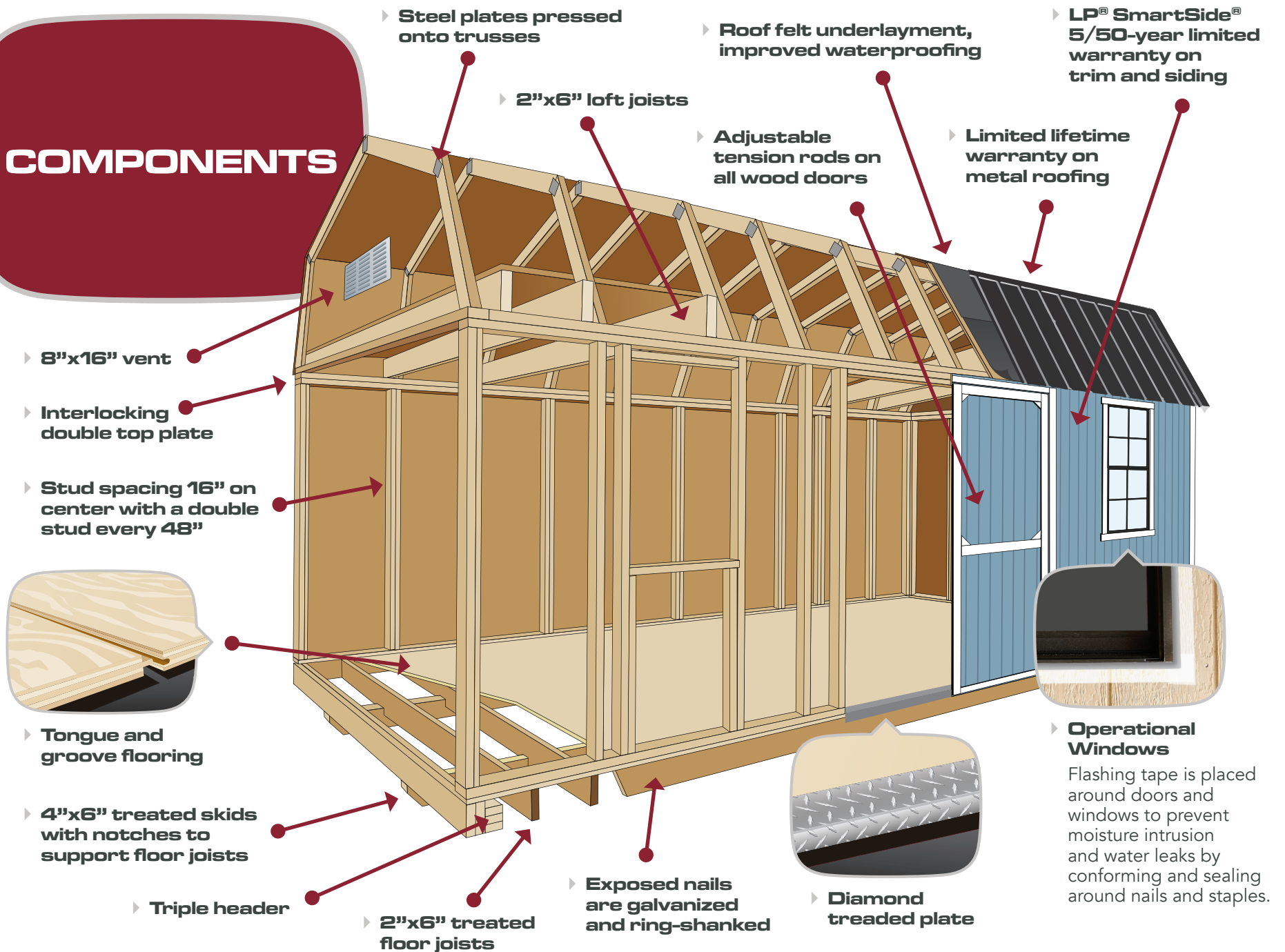
INDUSTRY LEADING
10-YEAR WARRANTY

ELECTRIC & INSULATION
OPTIONS AVAILABLE

FREE PREMIUM METAL
ROOF UPGRADE

QBIUSA.com

COMPONENTS



10'x20' SIDE LOFT SHOWN



INDUSTRY LEADING
**10-YEAR
WARRANTY**

**ELECTRIC &
INSULATION**
OPTIONS AVAILABLE

**NO CREDIT CHECK
NO DEPOSIT**

**FREE
PREMIUM METAL
ROOF UPGRADE**

THE GUARANTEED BEST VALUE

We offer the **BEST VALUE** in portable buildings by providing: Exceptional Customer Service, Superior Building Components, Great Prices, Unique Options, and most importantly the Longest Warranty in the industry. Our unprecedented commitment is a **10-YEAR WARRANTY** provided on all new buildings. These qualities ensure our customers the Guaranteed Best Value in the industry.

► EXCEPTIONAL CUSTOMER SERVICE

Quality Buildings provides exceptional customer service by using professional employees that are all working towards the same goal of taking care of you, the customer.

► SUPERIOR BUILDING COMPONENTS

If you compare our components with any other portable building manufacturer, you will quickly see that our building components exceed the competition. Some points to compare:

- We **ONLY** use 2x6 treated floor joists on **ALL** buildings (**NO** 2x4s used on floor joists).
- We **ONLY** use 2x6 or 2x8 (14' wide buildings) material for loft joists (**NO** 2x4s used on loft joists).
- We use tongue and groove flooring.
- We are the **ONLY** company to have a **TRIPLE** header to safely and properly deliver your building.
- We use **ROOF FELT UNDERLAYMENT** under our roofing.

Proud Member of



► GREAT PRICES

Quality Buildings offers great pricing on all of our buildings. We are pleased to announce with this catalog that we now offer:

- **AFFORDABLE SIDING** OPTIONS
- **FREE PREMIUM METAL ROOF UPGRADE**
- **MONTHLY SALES SPECIAL** See dealer or scan QR code for details.



► UNIQUE OPTIONS

Quality Buildings offers unique options for your portable building needs. We have:

- **RESIDENTIAL GRADE** INSULATION PACKAGES
 - **RESIDENTIAL GRADE** DOUBLE PANE WINDOWS
 - **ELECTRICAL PACKAGES** AND MANY MORE
- Scan QR code for details.



► 10-YEAR WARRANTY

Quality Buildings offers an industry leading **10-YEAR WARRANTY** on all new buildings. This warranty is **TWICE** as long as our closest competitors.

► 5/50-YEAR LIMITED WARRANTY ON TRIM AND SIDING



THIS IS **QUALITY BUILDINGS!!!**

ASK ABOUT
OUR
**GUARANTEED
BEST VALUE**

INDUSTRY
LEADING
**10-YEAR
WARRANTY**

**ELECTRIC &
INSULATION**
OPTIONS
AVAILABLE

**NO
CREDIT
CHECK
NO
DEPOSIT**

**FREE
PREMIUM
METAL
ROOF
UPGRADE**



12'x24' STUDIO



STUDIO

- ▶ 8' rear wall height
- ▶ 10' front wall height
- ▶ 3' full-glass steel entry door
- ▶ Transom single pane windows across the top
- ▶ 3'x3' single pane windows



STUDIO



STUDIO

▶ Vertical Transom Windows



STUDIO

▶ With Uptown Siding



GARAGE

- ▶ 8' side wall height
- ▶ 8'x7' roll up door
- ▶ 3' steel entry door



UTILITY

- ▶ 6' 5" side wall height
- ▶ 8' wide buildings have 4' door opening
- ▶ Over 8' wide buildings have 6' door opening

UTILITY

- ▶ 8' wide buildings have 4' door opening
- ▶ Over 8' wide buildings have 6' door opening
- ▶ Buildings 16' and longer come standard with 8' sidewalls and 6' 6" tall double doors
- ▶ Buildings less than 16' long come standard with 6' 5" sidewalls and 6' tall double doors



GARAGE

- ▶ Walk-thru door w/window



UTILITY

- ▶ Two windows



UTILITY

- ▶ Two transom windows
- ▶ Wainscoting



UTILITY

- ▶ Walk-thru door w/window
- ▶ Two windows
- ▶ Wainscoting
- ▶ Dormer



UTILITY

- ▶ 8' side wall height
- ▶ Wainscoting



10'x20' UTILITY



ASK ABOUT
OUR
**GUARANTEED
BEST VALUE**

INDUSTRY
LEADING
**10-YEAR
WARRANTY**

**ELECTRIC &
INSULATION**
OPTIONS
AVAILABLE

**NO
CREDIT
CHECK
NO
DEPOSIT**

**FREE
PREMIUM
METAL
ROOF
UPGRADE**

ASK ABOUT
OUR
**GUARANTEED
BEST VALUE**

INDUSTRY
LEADING
**10-YEAR
WARRANTY**

**ELECTRIC &
INSULATION**
OPTIONS
AVAILABLE

**NO
CREDIT
CHECK
NO
DEPOSIT**

**FREE
PREMIUM
METAL
ROOF
UPGRADE**



LP® SmartSide® 5/50 Warranty
5 YEAR 100% labor and material replacement
50 YEAR prorated limited warranty on substrate



10'x16' LOFTED CLASSIC

LOFTED CLASSIC

- ▶ 6' 5" side wall height
- ▶ Includes one 4' loft
- ▶ Loft joists are 2"x6"
14' wide has 2"x8"
- ▶ 8' wide buildings have 4' door opening
- ▶ Over 8' wide buildings have 6' door opening



SIDE LOFT

- ▶ 6' 5" side wall height
- ▶ Two 4' lofts and two 2'x3' single pane windows
- ▶ Loft joists are 2"x6"
14' wide has 2"x8"
- ▶ 12' long buildings have 4' door opening
- ▶ 16' and longer buildings have 6' door opening



CLASSIC

- ▶ 4' side wall height
- ▶ 8' wide buildings have 4' door opening
- ▶ Over 8' wide buildings have 6' door opening



LOFTED CLASSIC

- ▶ One window



LOFTED CLASSIC



SIDE LOFT

- ▶ Wainscoting



SIDE LOFT

- ▶ Transom windows
- ▶ Wainscoting
- ▶ Dormer



SIDE LOFT

- ▶ Shutters



OFFICE

with Corner Porch Option

- ▶ 6' 5" side wall height
- ▶ Three 2'x3' single pane windows
- ▶ 3' steel entry door with window
- ▶ 8' porches on buildings 18' to 42' long
- ▶ 12' porches only available on buildings 30' and longer
- ▶ One porch loft and one 4' loft



OFFICE

with Side Porch Option

- ▶ 6' 5" side wall height
- ▶ Three 2'x3' single pane windows
- ▶ 3' steel entry door with window
- ▶ 8' porches on buildings 18' to 42' long
- ▶ 12' porches only available on buildings 30' and longer
- ▶ One porch loft and two 4' lofts

OFFICE/ CABIN

- ▶ 6' 5" side wall height
- ▶ Two 4' lofts and three 2'x3' single pane windows
- ▶ Loft joists are 2"x6" 14' wide has 2"x8"
- ▶ 3' steel entry door with window



OFFICE

- ▶ Double pane windows
- ▶ Porch railing
- ▶ Shutters



OFFICE

- ▶ Double pane windows



OFFICE

- ▶ Double pane windows



OFFICE

- ▶ Wainscoting
- ▶ Porch railing
- ▶ Shutters
- ▶ Dormer



OFFICE

- ▶ Wainscoting
- ▶ Porch railing
- ▶ Shutters
- ▶ Dormer



10'x18' OFFICE

Shown with
additional options:

- ▶ Wainscoting
- ▶ Porch railing
- ▶ Shutters
- ▶ Dormer



ASK ABOUT
OUR
**GUARANTEED
BEST VALUE**

INDUSTRY
LEADING
**10-YEAR
WARRANTY**

**ELECTRIC &
INSULATION**
OPTIONS
AVAILABLE

**NO
CREDIT
CHECK
NO
DEPOSIT**

**FREE
PREMIUM
METAL
ROOF
UPGRADE**

ASK ABOUT
OUR
**GUARANTEED
BEST VALUE**

INDUSTRY
LEADING
**10-YEAR
WARRANTY**

**ELECTRIC &
INSULATION**
OPTIONS
AVAILABLE

**NO
CREDIT
CHECK
NO
DEPOSIT**

**FREE
PREMIUM
METAL
ROOF
UPGRADE**



12'x24' OPEN PORCH OFFICE

Shown with additional options:

- ▶ Porch railing
- ▶ Shutters

OPEN PORCH OFFICE/ CABIN*

- ▶ 8' side wall height
- ▶ Three 2'x3' single pane windows
- ▶ 3' steel entry door with window



OPEN PORCH OFFICE

with Side Porch Option

- ▶ 8' side wall height
- ▶ Three 2'x3' single pane windows
- ▶ 3' steel entry door with window
- ▶ 8' porches on buildings 18' to 42' long
- ▶ 12' porches only available on buildings 30' and longer



OPEN PORCH OFFICE

with Corner Porch Option

- ▶ 8' side wall height
- ▶ Three 2'x3' single pane windows
- ▶ 3' steel entry door with window
- ▶ 8' porches on buildings 18' to 42' long
- ▶ 12' porches only available on buildings 30' and longer



OPEN PORCH OFFICE



OPEN PORCH OFFICE

- ▶ Walk-thru door
- ▶ Porch railing



OPEN PORCH OFFICE

- ▶ 3'x5' window



OPEN PORCH OFFICE

- ▶ With side porch option



OPEN PORCH OFFICE

WINDOW OPTIONS



SHUTTER OPTIONS



DOOR OPTIONS

- ▶ Steel entry door available for 3' opening
- ▶ Single wood door available for 2' and 3' openings
- ▶ Double wood doors available for 4' and 6' openings



ELECTRIC OPTIONS*



- ▶ Package includes 12 gauge wiring, four plugs, two keyless lights, one switch and one breaker box, additional plugs and lights available
- ▶ Package not intended for residential, kitchen or bath use, plugs will be installed 48" from the floor

**Breakers not included in electric package*

PRE-DRILLED STUDS OPTION

- ▶ Pre-drilled studs are a new option that provide spaces for wiring in convenient spots throughout the building
- ▶ Bores can be drilled above walk-thru and double wood doors and below windows*

* Cannot be placed above windows or garage doors



- ▶ 3/4" pre-drilled bore size



- ▶ 29.5" standard pre-drilled bore height

- ▶ This option allows customers the opportunity to wire their building or hire an electrician
- ▶ This option does not include an electrical package and cannot be combined with the electric package option

INSULATION OPTIONS



- ▶ R-13 insulation* available in walls and ceiling
- ▶ R-19 insulation* with moisture barrier protection under floor

*Residential grade insulation

UPTOWN SIDING*

- ▶ 8', 10' or 12' section of horizontal siding, painted a color of your choice

- ▶ Extra trim outlining horizontal siding

* Must be placed 2' from either end wall
 * Cannot be placed on classic buildings
 * Must be placed on buildings 12' or longer



SIDE LOFT

Shown with additional options:

- ▶ Walk-thru door with window
- ▶ Two transom windows
- ▶ Uptown shutters
- ▶ 3'x3' window
- ▶ Dormer

DORMER & WAINSCOT OPTIONS



UTILITY

- ▶ Dormers are 8', 10' & 12' wide and include three transom windows



OFFICE

- ▶ Wainscoting available on all styles and sizes

FREE PAINTED SIDING

- ▶ High grade pre-primed engineered wood siding
- ▶ Choice of 16 FREE base/trim colors*
Custom color options available - must be paid up front: \$500 up to 24' long buildings and \$1000 over 24' long buildings



FREE PREMIUM METAL ROOF UPGRADE

- ▶ 29 gauge metal roofing
- ▶ Choice of 12 FREE premium metal roof colors with color matched screws*
- ▶ 40-year limited paint warranty on metal panels



**Actual color may vary from samples*



► 10-YEAR WARRANTY

Quality Buildings, Inc. provides a warranty to the original purchaser that all of the Quality Buildings products are free from defects in material and workmanship upon delivery. We will repair or replace any component(s) that does not provide reasonable service under normal use, for a period of 10 years from the date of construction. Damage caused by storms, natural disasters, building alterations, and animals will not fall under the coverage limits of this warranty. Also we, as the manufacturer, shall not be responsible for the natural characteristics of some wood to warp, split, or twist. In addition, the warranties given by the individual product manufactures are extended to the original purchaser to include the following items:

- **5/50-year pro-rated warranty on LP Siding**
- **40-year limited paint warranty on metal panels**
- **Limited lifetime warranty on treated skids and joists**

See www.QBIUSA.com/warranty for more details.

► FREE DELIVERY

We offer FREE delivery within 50 miles of any Quality Buildings dealer location. This delivery service includes the setup of your building by ensuring the proper leveling and the correct operation of doors and windows. We are committed to delivering your building in a safe and timely manner. Delivery time can be affected by weather and holidays. Please consult a local dealer for the current delivery times.

► FREE MULE SERVICE

All of our professional drivers will have a Mule with them at the time of delivery to assist with the placement of your portable building. This Mule will allow them to place the building in a position that may not be accessible by a truck and trailer, and it will help to protect your property from damage caused by a delivery vehicle. Our drivers will unload the building from their trailer and then move the building to your desired location. This is another FREE service that we are pleased to provide to all of our customers.



THANK YOU

We at Quality Buildings would like to say thank you for being a loyal customer. Having a connection with you, whether at one of our dealer locations or online, allows us the opportunity to anticipate your needs and deliver the products and experiences you are looking for.

It has been our pleasure to serve and supply you with quality products and hope we have the opportunity of providing for you for many years to come.

*Your team,
Quality Buildings, Inc.*



405.364.0516



WEBSITE



PRICING



FIND A DEALER




PHONE



FACEBOOK

VISA • MasterCard • American Express • Discover

QBIUSA.com



QUALITY
BUILDINGS^{INC.}

OKLAHOMA
PRICING

10/21

QBIUSA.com

CLASSIC

SIZE	PRICE	36MO	48MO	60MO
8x12	\$3,400	\$157.42	\$141.78	\$125.80
10x10	\$3,575	\$165.52	\$149.08	\$132.28
10x12	\$3,900	\$180.57	\$162.63	\$144.30
12x12	\$4,600	\$212.98	\$191.82	\$170.20
12x16	\$5,600	\$259.28	\$233.52	\$207.20

LOFTED CLASSIC

SIZE	PRICE	36MO	48MO	60MO
8x12	\$3,800	\$175.94	\$158.46	\$140.60
8x16	\$5,050	\$233.82	\$210.59	\$186.85
10x10	\$4,150	\$192.15	\$173.06	\$153.55
10x12	\$4,750	\$219.93	\$198.08	\$175.75
10x16	\$5,200	\$240.76	\$216.84	\$192.40
10x20	\$6,750	\$312.53	\$281.48	\$249.75
10x24	\$8,100	\$375.03	\$337.77	\$299.70
12x12	\$5,400	\$250.02	\$225.18	\$199.80
12x16	\$6,500	\$300.95	\$271.05	\$240.50
12x20	\$7,975	\$369.24	\$332.56	\$295.08
12x24	\$9,300	\$430.59	\$387.81	\$344.10
12x30	\$10,100	\$467.63	\$421.17	\$373.70
12x36	\$12,800	\$592.64	\$533.76	\$473.60
12x42	\$15,000	\$694.50	\$625.50	\$555.00
14x30	\$13,500	\$625.05	\$562.95	\$499.50
14x36	\$16,600	\$768.58	\$692.22	\$614.20
14x42	\$19,000	\$879.70	\$792.30	\$703.00

UTILITY

SIZE	PRICE	36MO	48MO	60MO
8x12	\$3,500	\$162.05	\$145.95	\$129.50
10x10	\$3,950	\$182.89	\$164.72	\$146.15
10x12	\$4,300	\$199.09	\$179.31	\$159.10
10x16	\$4,900	\$226.87	\$204.33	\$181.30
10x20	\$6,100	\$282.43	\$254.37	\$225.70
10x24	\$7,300	\$337.99	\$304.41	\$270.10
12x12	\$4,900	\$226.87	\$204.33	\$181.30
12x16	\$6,050	\$280.12	\$252.29	\$223.85
12x20	\$7,100	\$328.73	\$296.07	\$262.70
12x24	\$8,100	\$375.03	\$337.77	\$299.70
12x30	\$9,900	\$458.37	\$412.83	\$366.30
12x36	\$11,900	\$550.97	\$496.23	\$440.30
12x42	\$14,300	\$662.09	\$596.31	\$529.10
14x30	\$12,800	\$592.64	\$533.76	\$473.60
14x36	\$15,000	\$694.50	\$625.50	\$555.00
14x42	\$17,100	\$791.73	\$713.07	\$632.70

SIDE LOFT

SIZE	PRICE	36MO	48MO	60MO
8x12	\$4,000	\$185.20	\$166.80	\$148.00
8x16	\$5,250	\$243.08	\$218.93	\$194.25
10x12	\$5,000	\$231.50	\$208.50	\$185.00
10x16	\$5,400	\$250.02	\$225.18	\$199.80
10x20	\$7,000	\$324.10	\$291.90	\$259.00
10x24	\$8,300	\$384.29	\$346.11	\$307.10
12x12	\$5,600	\$259.28	\$233.52	\$207.20
12x16	\$6,700	\$310.21	\$279.39	\$247.90
12x20	\$8,200	\$379.66	\$341.94	\$303.40
12x24	\$9,500	\$439.85	\$396.15	\$351.50
12x30	\$10,300	\$476.89	\$429.51	\$381.10
12x36	\$13,000	\$601.90	\$542.10	\$481.00
12x42	\$15,100	\$699.13	\$629.67	\$558.70
14x30	\$13,700	\$634.31	\$571.29	\$506.90
14x36	\$16,800	\$777.84	\$700.56	\$621.60
14x42	\$18,400	\$851.92	\$767.28	\$680.80

STUDIO

WINDOWS*						
SIZE	3X3	TRANSOM	PRICE	36MO	48MO	60MO
10x16	2	5	\$6,500	\$300.95	\$271.05	\$240.50
10x20	2	7	\$7,300	\$337.99	\$304.41	\$270.10
12x24	4	9	\$10,500	\$486.15	\$437.85	\$388.50
12x30	6	12	\$13,200	\$611.16	\$550.44	\$488.40
12x36	8	14	\$15,700	\$726.91	\$654.69	\$580.90
12x42	10	17	\$18,250	\$844.98	\$761.03	\$675.25
14x30	6	12	\$15,500	\$717.65	\$646.35	\$573.50
14x36	8	14	\$18,500	\$856.55	\$771.45	\$684.50
14x42	10	17	\$21,250	\$983.88	\$886.13	\$786.25

*Single Pane



GARAGE



SIZE	PRICE	36MO	48MO	60MO
12x16	\$7,400	\$342.62	\$308.58	\$273.80
12x20	\$8,575	\$397.02	\$357.58	\$317.28
12x24	\$9,550	\$442.17	\$398.24	\$353.35
12x30	\$11,400	\$527.82	\$475.38	\$421.80
12x36	\$13,400	\$620.42	\$558.78	\$495.80
12x42	\$15,700	\$726.91	\$654.69	\$580.90
14x30	\$14,220	\$658.39	\$592.97	\$526.14
14x36	\$16,500	\$763.95	\$688.05	\$610.50
14x42	\$18,300	\$847.29	\$763.11	\$677.10

OFFICE/ CABIN



SIZE	PRICE	36MO	48MO	60MO
8x16	\$6,000	\$277.80	\$250.20	\$222.00
10x18	\$7,125	\$329.89	\$297.11	\$263.63
12x24	\$10,200	\$472.26	\$425.34	\$377.40
12x30	\$11,700	\$541.71	\$487.89	\$432.90
12x36	\$14,300	\$662.09	\$596.31	\$529.10
12x42	\$15,900	\$736.17	\$663.03	\$588.30
14x30	\$15,100	\$699.13	\$629.67	\$558.70
14x36	\$17,700	\$819.51	\$738.09	\$654.90
14x42	\$19,250	\$891.28	\$802.73	\$712.25

OPEN PORCH OFFICE/ CABIN



SIZE	PRICE	36MO	48MO	60MO
12x24	\$8,900	\$412.07	\$371.13	\$329.30
12x30	\$10,800	\$500.04	\$450.36	\$399.60
12x36	\$12,800	\$592.64	\$533.76	\$473.60
12x42	\$15,000	\$694.50	\$625.50	\$555.00
14x30	\$13,600	\$629.68	\$567.12	\$503.20
14x36	\$15,800	\$731.54	\$658.86	\$584.60
14x42	\$16,900	\$782.47	\$704.73	\$625.30

INDUSTRY LEADING
10-YEAR WARRANTY

ELECTRIC & INSULATION
OPTIONS AVAILABLE

NO CREDIT CHECK
NO DEPOSIT

FREE PREMIUM METAL
ROOF UPGRADE

7-DAY DELIVERY
OPTION AVAILABLE

Porches only available on Office and Open Porch Office:

SIDE PORCH



SIZE	PRICE	36MO	48MO	60MO
8'	\$400	\$18.52	\$16.68	\$14.80
Available on buildings 18' - 42' long				
12'	\$600	\$27.78	\$25.02	\$22.20
Available on buildings 30' - 42' long				

CORNER PORCH



SIZE	PRICE	36MO	48MO	60MO
8'	\$400	\$18.52	\$16.68	\$14.80
Available on buildings 18' - 42' long				
12'	\$600	\$27.78	\$25.02	\$22.20
Available on buildings 30' - 42' long				

***Information and prices subject to change/tax not included**

VISA • MasterCard • American Express • Discover

PRICING - OPTIONS

SIDING	PRICE	36MO	48MO	60MO
Wainscot - Smart Panel	\$12 x length	\$0.56 x length	\$0.50 x length	\$0.44 x length
Uptown Siding 8'	\$400	\$18.52	\$16.68	\$14.80
Uptown Siding 10'	\$400	\$18.52	\$16.68	\$14.80
Uptown Siding 12'	\$400	\$18.52	\$16.68	\$14.80

DORMER	PRICE	36MO	48MO	60MO
8' Dormer	\$1,000	\$46.30	\$41.70	\$37.00
10' Dormer	\$1,200	\$55.56	\$50.04	\$44.40
12' Dormer	\$1,400	\$64.82	\$58.38	\$51.80
Upgrade dormer transoms to insulated double pane – add \$150				

WINDOWS	PRICE	36MO	48MO	60MO
2' x 3' Window (Single Pane)	\$125	\$5.79	\$5.21	\$4.63
2' x 3' Window (Insulated Double Pane)	\$250	\$11.58	\$10.43	\$9.25
3' x 3' Window (SP)	\$150	\$6.95	\$6.26	\$5.55
3' x 3' Window (IDP)	\$300	\$13.89	\$12.51	\$11.10
3' x 5' Window (IDP) *only available with 8' walls	\$325	\$15.05	\$13.55	\$12.03
24" x 10" Transom Window (SP)	\$75	\$3.47	\$3.12	\$2.77
24" x 10" Transom Window (IDP)	\$125	\$5.79	\$5.21	\$4.63
12" x 60" Vertical Transom Window (IDP)	\$250	\$11.58	\$10.43	\$9.25
3' x 2' Sliding Window (IDP)	\$250	\$11.58	\$10.43	\$9.25

DOORS	PRICE	36MO	48MO	60MO
3' Steel Door	\$225	\$10.41	\$9.38	\$8.32
3' Steel Door with Window	\$275	\$12.73	\$11.46	\$10.17
3' Steel Door with Full Glass Window	\$325	\$15.05	\$13.55	\$12.03
Single Wood Door 2' & 3' Opening	\$150	\$6.95	\$6.26	\$5.55
Double Wood Door 4' & 6' Opening	\$175	\$8.10	\$7.30	\$6.48
6' x 6' Roll-up Door (white only) - not available on classic & utility w/6' walls	\$700	\$32.41	\$29.19	\$25.90
8' x 7' Roll-up Door (white only) - only available on garage & utility w/8' walls	\$750	\$34.73	\$31.28	\$27.75

LOFTS	PRICE	36MO	48MO	60MO
8' x 4' Additional Storage Loft	\$100	\$4.63	\$4.17	\$3.70
10' x 4' Additional Storage Loft	\$125	\$5.79	\$5.21	\$4.63
12' x 4' Additional Storage Loft	\$150	\$6.95	\$6.26	\$5.55
14' x 4' Additional Storage Loft	\$175	\$8.10	\$7.30	\$6.48

WALLS - SHELVING	PRICE	36MO	48MO	60MO
8' Walls on Utility Style Under 16'	\$100	\$4.63	\$4.17	\$3.70
12" Shelving (min 8' long) priced per running foot	\$4	\$0.18	\$0.16	\$0.14
Available heights: 32" 48" 64"				

WORKBENCH - PEGBOARD	PRICE	36MO	48MO	60MO
Workbench (32"H, 24"D, 3/4" plywood) priced per running foot (min 8' long)	\$20	\$0.93	\$0.83	\$0.74
Pegboard (4' x 8') Mounted Height 72"	\$50	\$2.31	\$2.08	\$1.85

PORCH RAILING - SHUTTERS	PRICE	36MO	48MO	60MO
Porch Railing – Office/Open Porch Office	\$175	\$8.10	\$7.29	\$6.47
Regular Shutters – per Window	\$50	\$2.31	\$2.08	\$1.85
Uptown Shutters – per Window	\$50	\$2.31	\$2.08	\$1.85

ELECTRIC	PRICE	36MO	48MO	60MO
Package includes 12 gauge wiring, four plugs (installed 42" from the floor), two keyless lights, one switch and one breaker box.	\$750	\$34.72	\$31.28	\$27.75
Additional plugs and lights: \$50 each				
Pre-drilled Studs - NO WIRE	\$200	\$9.26	\$8.34	\$7.40

INSULATION
R-13 insulation available in walls and ceiling – see dealer for pricing
R-19 insulation with moisture barrier protection under floor – \$1.60 sq/ft

FLOORING	PRICE
Tongue and Groove Flooring	FREE

***Information and prices subject to change/tax not included**

VISA • MasterCard • American Express • Discover